

Tax Working Group Public Submissions Information Release

Release Document

September 2018

taxworkinggroup.govt.nz/key-documents

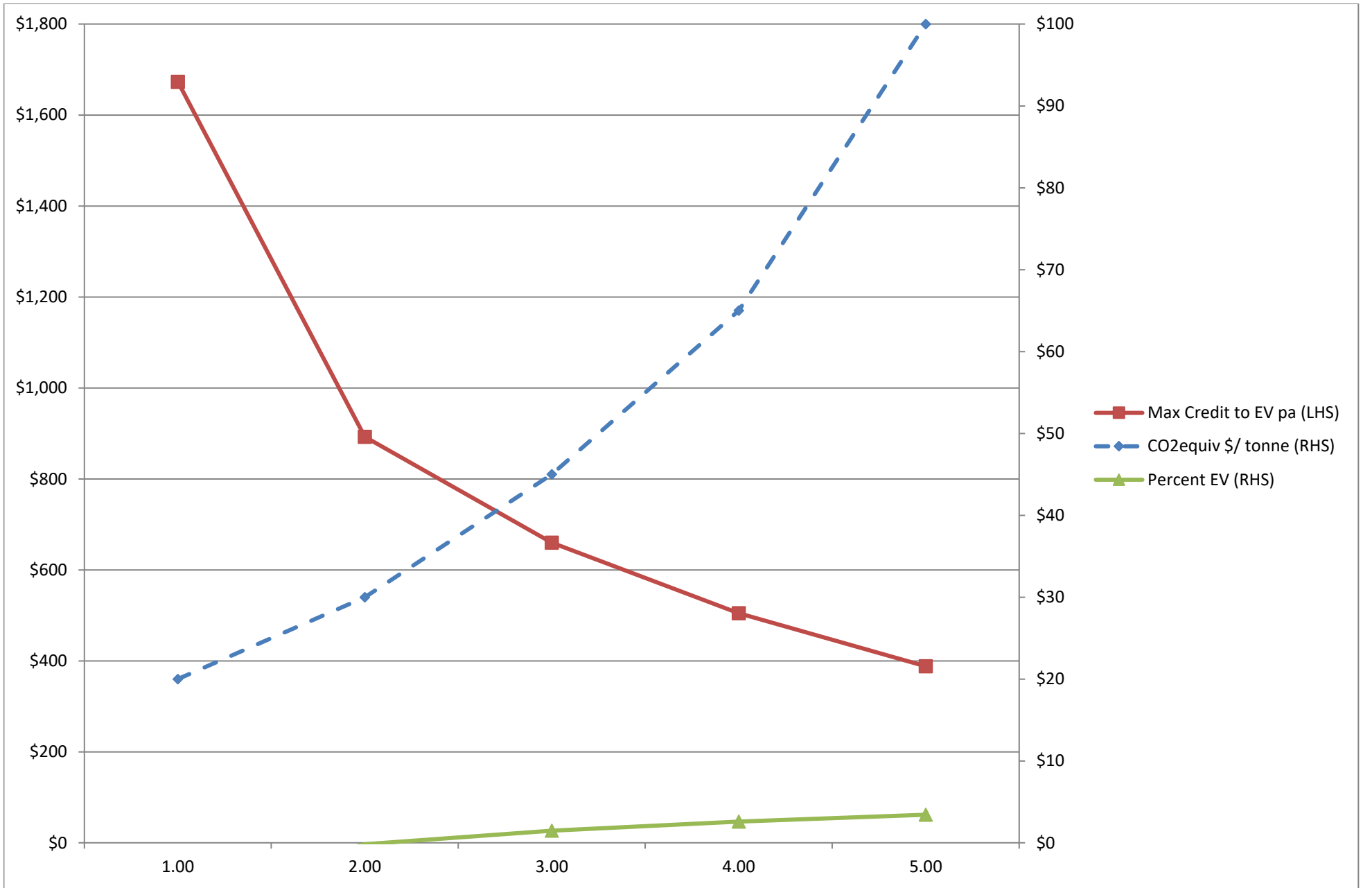
Key to sections of the Official Information Act 1982 under which information has been withheld.

Certain information in this document has been withheld under one or more of the following sections of the Official Information Act, as applicable:

- [1] 9(2)(a) - to protect the privacy of natural persons, including deceased people;
- [2] 9(2)(k) - to prevent the disclosure of official information for improper gain or improper advantage.

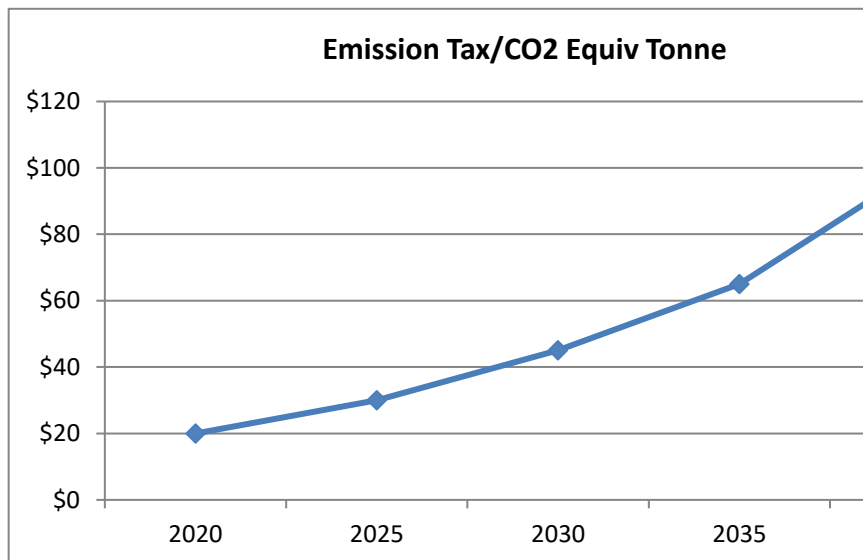
Where information has been withheld, a numbered reference to the applicable section of the Official Information Act has been made, as listed above. For example, a [1] appearing where information has been withheld in a release document refers to section 9(2)(a).

In preparing this Information Release, the Treasury has considered the public interest considerations in section 9(1) of the Official Information Act.

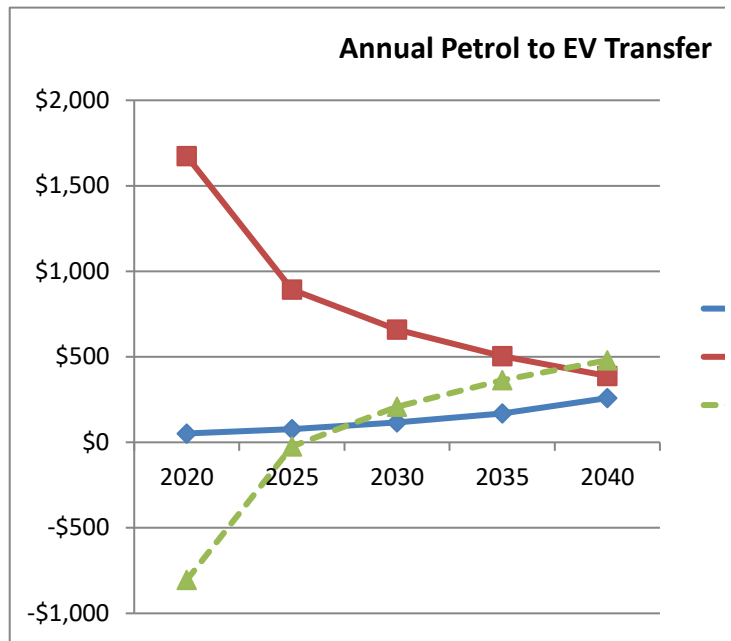


EV & Carbon Tax Cross Credit Model

Year	2020	2025	2030	2035
Carbon tax \$ /CO2 tonne equiv	\$20	\$30	\$45	\$65
Distance travelled km pa	14,000 (AA example)			
Petrol use in l/100km	8 (aprox avg of compact & medium car in AA data)			
Carbon emissions Kg/litre	2.31 Petrol			
Diesel emissions Kg/litre	2.68			
Per petrol vehicle				
Petrol litres pa	1120	1120	1120	1120
CO2 emission tonne pa	2.5872	2.5872	2.5872	2.5872
Carbon tax \$ pa	\$52	\$78	\$116	\$168
\$ Impact per litre	\$0.05	\$0.07	\$0.10	\$0.15
RUC per 1000km light vehicle	\$62.00			
RUC base potential	\$868	\$868	\$868	\$868
% of vehicle electric	(2% by 2021?)			
	3%	8%	15%	25%
Carbon tax cross credit per EV	\$1,673	\$893	\$660	\$505
Net RUC per EV	-\$805	-\$25	\$208	\$363
Net RUC/EV in cents per km	-5.7504	-0.1756	1.4876	2.5964



2040
 \$100
 1120
 2.5872
 \$259
 \$0.23



\$868
 40%
 \$388
 \$480
 3.428

